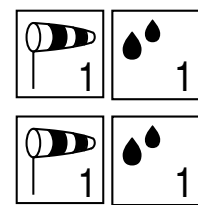
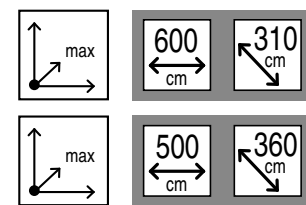






# DOMEA

## TENDA A BRACCI CON CASSONETTO

Cassette folding arm awning  
Store coffres  
Hülsen und Kassettenmarkisen  
Toldo a brazo con cofre



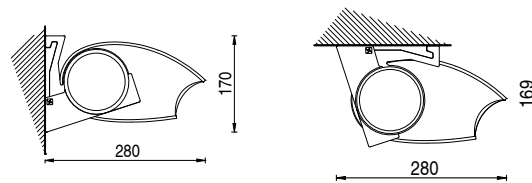
**IT** DOMEA, disegnata da Robby Cantarutti, designer di fama internazionale, è il primo prodotto della nuova “feel-experience” di BAT. Le sue forme accattivanti, che richiamano la tradizione e simboleggiano un connubio perfetto tra innovazione e classicità, forte di nuovi contenuti tecnologici, fanno di DOMEA uno dei prodotti di punta della gamma delle tende a cassonetto.

**EN** DOMEA, designed by Robby Cantarutti, internationally renowned designer, is the first Bat’s “feel experience” product. Its appealing shapes recall the tradition, symbolizing a perfect combination between innovation and classical, with many new technological features, which lead DOMEA to be one of the top products of the cassette model range.

**FR** DOMEA, dessiné par Robby Cantarutti, designer de notoriété internationale, est le premier produit de la “feel-experience” de BAT. Ses formes attirantes, qui rappelle la tradition et symbolise l’union entre l’innovation et le classisme. DOMEA intègre toutes les dernières technologies. DOMEA est un produit haut de gamme dans la ligne coffre.

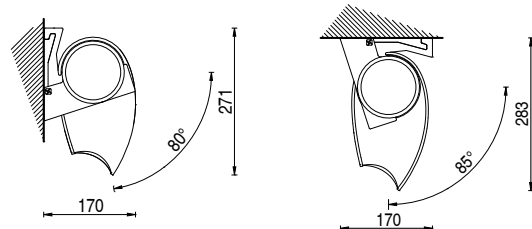
**DE** DOMEA Gezeichnet von Herrn Robby Cantarutti, Designer mit internationalem Ruf. DOMEA ist das erste Produkt der neuen „feel-experience“ von BAT. Seine gewinnende Form, das an die Traditionen erinnert symbolisiert eine wirkliche Vereinigung zwischen Innovation und Klassizismus, stark in den neuen Technologien, machen DOMEA ein Punktprodukt der Kassettenmarkisen.

**ES** DOMEA, diseñado por Robby Cantarutti, diseñador de fama internacional, es el primer producto de la nueva “feel-experience” de BAT. Sus formas cautivadoras, que recuerdan la tradición y simbolizan la relación perfecta entre innovación y clasicismo, reforzado con nuevos contenidos tecnológicos, hacen de DOMEA uno de los productos punteros en la gama de los cofres de brazos extensibles.



Installazione a parete  
Wall installation

Installazione a soffitto  
Ceiling installation



Installazione a parete 80°  
80° wall installation

Installazione a soffitto 85°  
85° ceiling installation

(cm)

		Ingombri minimi della tenda finita Minimum awning encumbrances Encombrenents minimum du store fini Mindestabmessungen der Markise Tamaño mínimo del toldo								
XXX cm		160	185	210	235	260	285	310	335	360
		194	219	244	269	294	319	344	369	394
XXX cm		197	222	247	272	297	322	347	372	397

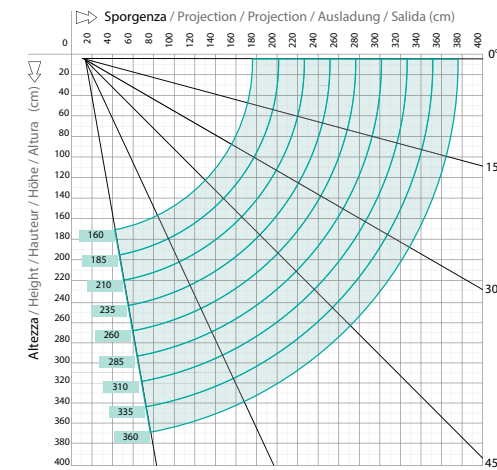


Diagramma di copertura - Installazione a parete  
Covering diagram - Wall installation

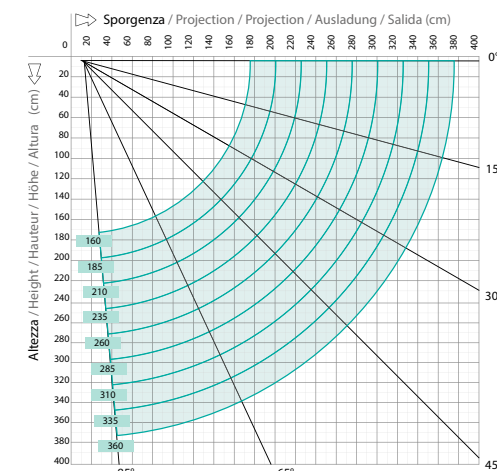


Diagramma di copertura - Installazione a soffitto  
Covering diagram - Ceiling installation

## BRACCI ESTENSIBILI

Folding arm  
Bras extensibles  
Gelenkarm  
Brazos extensibles

### BALTEUS BALTEUS + LED

min. 160 cm.  
max. 360 cm.



### SPIN

min. 160 cm.  
max. 360 cm.



Cavetto | Catena  
Cable | Chain  
Câble | Chaîne  
Stahlseil | Kette  
Cable | Cadena

